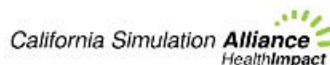


# Information and Guidance for Nursing Students Responding to COVID-19 Emergency

V7 FINAL (other than needing 2 links to HealthImpact documents) 4-13-20

As you decide to volunteer or work in response to the COVID-19 pandemic emergency, guidance and resources are provided that will support your preparation prior to starting an assignment.

RECRUITMENT AND ONBOARDING PROCESS		
KEY AREA	GUIDANCE	RESOURCES
How to Get Started	<input type="checkbox"/> Contact: <ul style="list-style-type: none"> <li>• <b><u>Academic Nursing Program</u></b>: Some nursing programs are working directly with local health care organizations regarding student assignments. Contact the nursing program you are enrolled in for further information associated with coursework, work study, or independent study options</li> <li>• <b><u>Health Care Organizations</u></b>: Some organizations are recruiting volunteers and/or hiring temporary health care personnel and students directly – these continue to change. Contact employers directly through their recruitment processes and web sites</li> <li>• <b><u>California Health Corps</u></b>: Contact directly for information, registration, temporary hiring, and placement options</li> <li>• <b><u>U.S. Department of Veterans Affairs</u></b>: Call for COVID-19 employment opportunities</li> <li>• <b><u>American Red Cross</u></b>: Volunteer opportunities include supporting blood donations and delivering much-needed services in the community. Wide range of remote (work-from home) options</li> </ul> <input type="checkbox"/> Consider benefits and risks for clinicians and students in responding to the COVID -19 emergency	<p><b><u>California Health Corps</u></b></p> <ul style="list-style-type: none"> <li>• <a href="https://covid19.ca.gov/healthcorps/">https://covid19.ca.gov/healthcorps/</a></li> </ul> <p><b><u>Hospital Association of Southern California (Job Portal)</u></b></p> <ul style="list-style-type: none"> <li>• <a href="https://www.hasc.org/priority-workforce-job-portal">https://www.hasc.org/priority-workforce-job-portal</a></li> </ul> <p><b><u>Veterans Administration</u></b></p> <ul style="list-style-type: none"> <li>• <a href="https://www.vacareers.va.gov/">https://www.vacareers.va.gov/</a></li> </ul> <p><b><u>American Red Cross</u></b></p> <ul style="list-style-type: none"> <li>• <a href="https://www.redcross.org/volunteer/become-a-volunteer.html">https://www.redcross.org/volunteer/become-a-volunteer.html</a></li> </ul> <p><i>Benefits, Risks and Consideration for Clinicians and Students Responding to COVID-19 (need web link once available)</i></p>
Qualifications and Credentialing	<input type="checkbox"/> Provide documentation as requested for approval and clearance to volunteer or work. (may include health screening, background check, evidence of experience and competencies)	
	<input type="checkbox"/> Once cleared, contact the clinical site, complete orientation requirements and competency validation as identified and applicable to role and level of practice	
	<input type="checkbox"/> Confirm location and scheduling, report as assigned	



# Information and Guidance for Nursing Students Responding to COVID-19 Emergency


PREPARING FOR NURSING STUDENT PRACTICE		
KEY AREA	GUIDANCE	RESOURCES
Student Practice	<p>RN pre-licensure students assigned to provide patient care do so under the direction and supervision of a licensed RN or other licensed professional. Nursing services delivered by students are competency-based, within the overall scope and level defined by the BRN.</p> <ul style="list-style-type: none"> <li><input type="checkbox"/> Review BRN Emergency Care Services Matrix</li> <li><input type="checkbox"/> Obtain your <i>Skills Competency Checklist</i> from the nursing program you are enrolled in as evidence of current competency</li> <li><input type="checkbox"/> Provide a copy of your <i>Skills Competency Checklist</i> during the recruitment process</li> <li><input type="checkbox"/> Bring a copy of your Skills Competency Checklist with you to the practice site</li> <li><input type="checkbox"/> Review information on various patient population/acuity levels.</li> </ul>	<p><b>California Board of Registered Nursing (BRN)</b></p> <ul style="list-style-type: none"> <li>• <a href="https://www.rn.ca.gov/">https://www.rn.ca.gov/</a></li> </ul> <p>COVID-19 information and Updates page</p> <ul style="list-style-type: none"> <li>• <a href="https://www.rn.ca.gov/coronavirus.shtml">https://www.rn.ca.gov/coronavirus.shtml</a></li> </ul> <p>BRN News Release: Board of Registered Nursing Urges Nursing Students to Help During the COVID-19 Pandemic</p> <ul style="list-style-type: none"> <li>• <a href="https://www.rn.ca.gov/pdfs/forms/covid_news_release.pdf">https://www.rn.ca.gov/pdfs/forms/covid_news_release.pdf</a></li> </ul> <p>Emergency Care Services Matrix - Level of academic courses completed aligned with similar practice roles</p> <ul style="list-style-type: none"> <li>• <a href="https://www.rn.ca.gov/pdfs/forms/emergency_care_matrix.pdf">https://www.rn.ca.gov/pdfs/forms/emergency_care_matrix.pdf</a></li> </ul> <p><b>Patient Acuity Levels During Disaster Surge (rename prior GC document, only use acuity portion, insert link)</b></p>
Direction and Supervision	<p>Students assigned <b><u>through their nursing programs</u></b> should:</p> <ul style="list-style-type: none"> <li><input type="checkbox"/> Obtain information and guidance regarding clinical site location, scheduling, and pre-assignment preparation from your nursing program</li> <li><input type="checkbox"/> Seek direction and obtain supervision from the academic faculty or designated RNs identified when providing patient care or services</li> </ul> <p>Students assigned <b><u>through/by an organization outside</u></b> of their nursing programs should:</p> <ul style="list-style-type: none"> <li><input type="checkbox"/> Obtain information and guidance regarding clinical site location, scheduling, and pre-assignment preparation directly from the organization that assigned you</li> </ul>	



# Information and Guidance for Nursing Students Responding to COVID-19 Emergency

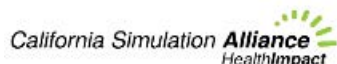
	<input type="checkbox"/> Verify who (RN or licensed professional) the clinical site designates to provide direction and supervision to you when providing patient care or services	
Preparing for an Assignment	<p>Anticipate team-based care models involving various health care professionals, support personnel and volunteers working together. Staffing ratios may be expanded to meet emergent needs based on available personnel and resources.</p> <input type="checkbox"/> Know and understand your role, key functions and responsibilities within the team <input type="checkbox"/> Inquire about and clarify key functions that require prior authorization, or direct supervision to be carried out <input type="checkbox"/> Seek clarification often and request assistance as needed	<p><b><u>John Hopkins University</u></b>          What Nurses Need to Know to Be Prepared (recorded webinar)</p> <ul style="list-style-type: none"> <li>• <a href="https://www.youtube.com/watch?v=PlnIjd_2pLA">https://www.youtube.com/watch?v=PlnIjd_2pLA</a></li> </ul>

COVID-19 CONTROL AND PREVENTION IN CALIFORNIA		
KEY AREA	GUIDANCE	RESOURCES
State of Emergency and Community Awareness	<input type="checkbox"/> Be aware of the status of COVID-19 in your area; follow state and public health guidelines within the community <input type="checkbox"/> Inform patients and families regarding state and public health guidelines, provide education and validate understanding regarding control and prevention	<p><b><u>California State Government Office</u></b>            COVID-19 information</p> <ul style="list-style-type: none"> <li>• <a href="https://covid19.ca.gov/">https://covid19.ca.gov/</a></li> </ul> <p><b><u>California Department of Public Health</u></b>            Daily COVID-19 Updates</p> <ul style="list-style-type: none"> <li>• <a href="http://cdph.ca.gov/covid199">http://cdph.ca.gov/covid199</a></li> </ul> <p>Check the County Health Department website for the county you live or work in for more specific details.</p>




# Information and Guidance for Nursing Students Responding to COVID-19 Emergency

COVID-19 EDUCATION FOR HEALTHCARE PERSONNEL		
KEY AREA	GUIDANCE	RESOURCES
Prevention and Control of COVID-19 Transmission	<input type="checkbox"/> Review and be aware of steps to prevent exposure and transmission of COVID-19 in the community  <input type="checkbox"/> Review and adopt specific practices for healthcare professionals working directly with populations that have or are suspected to have COVID-19	<p><b><u>Centers for Disease Control and Prevention</u></b></p> <ul style="list-style-type: none"> <li>• <a href="https://www.cdc.gov/">https://www.cdc.gov/</a></li> </ul> <p><u>Information for Healthcare Professionals</u></p> <ul style="list-style-type: none"> <li>• <a href="https://www.cdc.gov/coronavirus/2019-nCoV/hcp/index.html">https://www.cdc.gov/coronavirus/2019-nCoV/hcp/index.html</a></li> </ul> <p><b><u>World Health Organization</u></b></p> <p>Online Courses “Open” (CE, Certificates of Completion)</p> <ul style="list-style-type: none"> <li>• <a href="https://openwho.org/">https://openwho.org/</a></li> </ul> <p>Infection, Prevention and Control (IPC) for Novel Coronavirus (COVID-19) (self-paced course)</p> <ul style="list-style-type: none"> <li>• <a href="https://openwho.org/courses/COVID-19-IPC-EN">https://openwho.org/courses/COVID-19-IPC-EN</a></li> </ul> <p>Emerging Respiratory Viruses (including COVID-19): Methods for Detection, Prevention, Response and Control (self-paced course)</p> <ul style="list-style-type: none"> <li>• <a href="https://openwho.org/courses/introduction-to-ncov">https://openwho.org/courses/introduction-to-ncov</a></li> </ul>
Use of PPE	<input type="checkbox"/> Review proper use of PPE for respiratory transmission applicable to health care personnel <input type="checkbox"/> Familiarize yourself with different types of PPE and levels of protection as supplies from various vendors may be used	<p><b><u>Centers for Disease Control and Prevention</u></b></p> <p><u>Strategies to Optimize PPE Use (how to put on and take off PPE)</u></p> <ul style="list-style-type: none"> <li>• <a href="https://www.cdc.gov/coronavirus/2019-ncov/hcp/ppe-strategy/index.html">https://www.cdc.gov/coronavirus/2019-ncov/hcp/ppe-strategy/index.html</a></li> </ul> <p><u>Information for Healthcare Professionals</u></p> <ul style="list-style-type: none"> <li>• <a href="https://www.cdc.gov/coronavirus/2019-nCoV/hcp/index.html">https://www.cdc.gov/coronavirus/2019-nCoV/hcp/index.html</a></li> </ul>



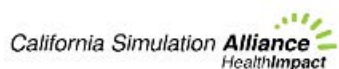
# Information and Guidance for Nursing Students Responding to COVID-19 Emergency

		<p>PPE Donning and Doffing Sequence for COVID 19 (<a href="#">video</a>)</p> <ul style="list-style-type: none"> <li>• <a href="https://www.youtube.com/watch?v=t1lxq2OUy-U">https://www.youtube.com/watch?v=t1lxq2OUy-U</a></li> </ul> <p>NETEC: Personal Protective Equipment for COVID-19 (<a href="#">video</a>)</p> <ul style="list-style-type: none"> <li>• <a href="https://www.youtube.com/watch?v=bG6zISnenPg&amp;">https://www.youtube.com/watch?v=bG6zISnenPg&amp;</a></li> </ul>
<p>Patient Assessment and Care</p>	<ul style="list-style-type: none"> <li><input type="checkbox"/> Self-assess your current knowledge and experience caring for patients with respiratory illnesses, identify your learning needs</li> <li><input type="checkbox"/> Review information and online materials to strengthen your knowledge base</li> <li><input type="checkbox"/> Review and be familiar with the range of signs and symptoms of COVID-19</li> <li><input type="checkbox"/> Be prepared to identify early signs of respiratory distress and assess symptoms of progressive decline based on your level of competency</li> <li><input type="checkbox"/> Be aware of your skills and limitations, seeking guidance and support from the experienced RN or licensed health care professional you are assigned and working with</li> </ul>	<p><b><u>California Simulation Alliance</u></b></p> <p>Education modules, on-line training materials and resources (COVID-19 Resource Center and Helpful Links)</p> <ul style="list-style-type: none"> <li>• <a href="https://www.californiasimulationalliance.org/scenarios-and-tools/">https://www.californiasimulationalliance.org/scenarios-and-tools/</a></li> </ul>
<p>Decision-Making Skills and Crisis Standards of Care</p>	<p>Making decisions and solving problems effectively is a necessary and vital part of emergency management and responder skills.</p> <ul style="list-style-type: none"> <li><input type="checkbox"/> Be aware of crisis decision making methods and ethical issues that may arise and addressed by health care professionals you are working with</li> <li><input type="checkbox"/> Understand how Crisis Standards of Care can help providers and guide decisions about care and operations as part of emergency response</li> </ul>	<p><b><u>FEMA Emergency Management Institute</u></b></p> <p>Decision Making and Problem-Solving (online (course))</p> <ul style="list-style-type: none"> <li>• <a href="https://training.fema.gov/is/courseoverview.aspx?code=IS-241.b">https://training.fema.gov/is/courseoverview.aspx?code=IS-241.b</a></li> </ul> <p><b><u>The Network for Public Health Law</u></b></p> <p>Crisis Standards of Care Guidance</p> <ul style="list-style-type: none"> <li>• <a href="https://www.networkforphl.org/resources/covid-19-crisis-standards-of-care-guidance-for-health-care-systems-and-providers/">https://www.networkforphl.org/resources/covid-19-crisis-standards-of-care-guidance-for-health-care-systems-and-providers/</a></li> </ul>



# Information and Guidance for Nursing Students Responding to COVID-19 Emergency

<p>Academic Credit for Training and/or Clinical Hours</p>	<p>Each nursing program determines if training or clinical hours are or are not applicable to program coursework, and how academic credit may be granted.</p> <p><u>Contact your school to determine and confirm:</u></p> <p><input type="checkbox"/> Credit as part of usual clinical rotation when assigned through your Academic Program OR</p> <p><input type="checkbox"/> If and how credit for clinical hours worked assigned outside of your Academic Program can be granted OR</p> <p><input type="checkbox"/> Credit through a work-study program (Example: California Community Colleges offer a course called Cooperative Work Experience) OR</p> <p><input type="checkbox"/> Credit by prior experience OR</p> <p><input type="checkbox"/> Credit by exam AND</p> <p><input type="checkbox"/> Documentation required</p>	
---	--	--



# Information and Guidance for Nursing Students Responding to COVID-19 Emergency

TAKING CARE OF YOURSELF		
KEY AREA	GUIDANCE	RESOURCES
Self-Care and Wellness	<ul style="list-style-type: none"> <li><input type="checkbox"/> Take breaks from the news</li> <li><input type="checkbox"/> Take time to unwind</li> <li><input type="checkbox"/> Connect with others</li> <li><input type="checkbox"/> Set goals and priorities for work-school-life balance</li> <li><input type="checkbox"/> Focus on the facts</li> <li><input type="checkbox"/> Take care of your body</li> </ul> <div style="text-align: center; margin-top: 10px;"> </div>	<p><b><u>Centers for Disease Control and Prevention</u></b></p> <p>Emergency Responders - Tips for Taking Care of Yourself</p> <ul style="list-style-type: none"> <li>• <a href="https://emergency.cdc.gov/coping/responders.asp">https://emergency.cdc.gov/coping/responders.asp</a></li> </ul> <p><b><u>National Institute of Health</u></b></p> <p>Daily Life and Coping</p> <ul style="list-style-type: none"> <li>• <a href="https://www.nih.gov/health-information/coronavirus">https://www.nih.gov/health-information/coronavirus</a></li> </ul> <p><b><u>State of California Office of the Surgeon General</u></b></p> <p>Play Book: Stress Relief During Covid-19</p> <ul style="list-style-type: none"> <li>• <a href="https://covid19.ca.gov/img/wp/california-surgeon-general-stress-busting-playbook-draft-v2clean_ada-04072020.pdf">https://covid19.ca.gov/img/wp/california-surgeon-general-stress-busting-playbook-draft-v2clean_ada-04072020.pdf</a></li> </ul> <p><b><u>Minnesota Department of Health</u></b></p> <p>Psychological First Aid Strategies in Responding to COVID-19 (video)</p> <ul style="list-style-type: none"> <li>• <a href="https://www.youtube.com/watch?v=m8vEFrQr9co&amp;feature=youtu.be&amp;&amp;">https://www.youtube.com/watch?v=m8vEFrQr9co&amp;feature=youtu.be&amp;&amp;</a></li> </ul>

